



1610 W Jackson Street • Painesville, Ohio 44077 • 440-350-9510 • www.faretec.com

INSTRUCTIONS FOR USE CT-7 TRACTION SPLINT

INTENDED USE: CT-7 LEG TRACTION SPLINT is intended to provide support and traction to mid-shaft femur fractures during the pre-hospital care and patient transport.

INDICATIONS: Mid-shaft femur fractures.

INTENDED PATIENT GROUP: Adults and pediatrics with shaft fractures of the femur, not involving the knee joint.

INTENDED USER: Healthcare professionals and trained non-medical staff.

INSTRUCTIONS:

Please make sure you watch the brief video on our website: <https://www.faretec.com/training-videos>

1. Remove ankle hitch from outside pocket.
2. Wrap ankle hitch around the ankle of the injured leg.
3. Verify the buckle of the ankle hitch is aimed towards the foot of the patient.
4. Remove splint from bag and allow all tubes to engage.
5. Attach buckle on end of splint to ankle hitch.
6. Attach Ischial/groin strap by wrapping it around the upper thigh and tightening the strap.
7. Wrap both legs straps around patients' leg, one above the knee, one below the knee.
8. Spin traction mechanism NUT at the foot end of splint. Spin in the direction of the arrows to apply traction.
9. Monitor and note the length of traction being achieved.
10. Stop once adequate traction is applied: The injured leg is equal length of the uninjured leg, patient feels relief, and swelling is reduced.

The Threaded Rod traction system forces the Medic to apply traction slowly and carefully so no further damage is done to the patient. It also allows for easy adjustment in small increments.

CLINICAL BENEFITS:

- Provide support and traction to mid-shaft femur fractures
- Reduces hemorrhage and muscle spasms
- Prevents further damage to the surrounding muscle, tissue and anatomical structure
- Relieves patient pain

MAINTENANCE AND CLEANING:

1610 W Jackson Street • Painesville, Ohio 44077 • 440-350-9510 • www.faretec.com


Inspect splint after every use. Frame should be free from contamination. Frame can be cleaned with soap and water and dried with a disposable towel. If the ankle hitch, leg straps or ischial strap has any contamination or is worn, do not reuse them, they will need to be replaced with new ones. For replacement please contact FareTec: +1-440-350-9510.


CONTRAINDICATIONS: Traction Splints should not be used for the neck of femur fractures, fracture and/or dislocation of the knee and for fractured ankle.






WARNINGS, PRECAUTIONS & LIMITATIONS: None

SAFE DISPOSAL: The product should be disposed in the dedicated area as recommended by the local authorities.

NOTICE: Please report to FareTec or to the competent authority of the Member State in which you use this product any serious incident that has occurred and you suspect is in relation to this device. If you suspect a potential defect or a product has not met your expectations, please report this to the Company and provide as much information as possible. Company phone number: +1-440-350-9510

	FareTec Inc, 1610 West Jackson St, Painesville, OH 44077 USA, (p) 440-350-9510
EC REP	CMC Medical Devices & Drugs S.L., C/ Horacio Lengo n18, C.P 29006 Málaga-Spain



	Manufacturer	EC REP	Authorized representative in the European Community
	Medical Device		Importer
	Consult instructions for use	REF	Catalogue number
	Date of manufacture	LOT	Batch code